

MODEL D-HFA-4

HIGH PERFORMANCE 4" FIXED LOUVER

STANDARD CONSTRUCTION:

- Frame:** .081 Extruded Aluminum, 4.21" Deep
- Blade:** .060 Extruded Aluminum positioned on a 50° angle on approximately 3.75" centers
- Birdscreen:** 0.50" x .050" Flattened Aluminum in removable frame. Screen is mounted as standard on inside (rear) as looking from exterior of building.
- Finish:** Mill Aluminum (Std.)
- Minimum Size:** 12 x12
- Maximum Single Section:** 120"w x 84"h or 84"w x 120"h

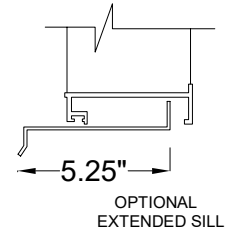
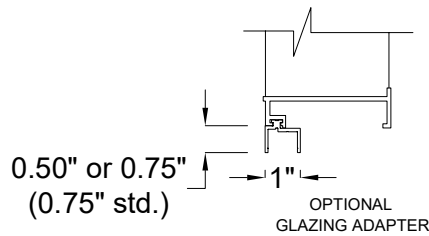
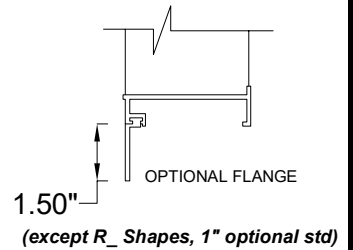
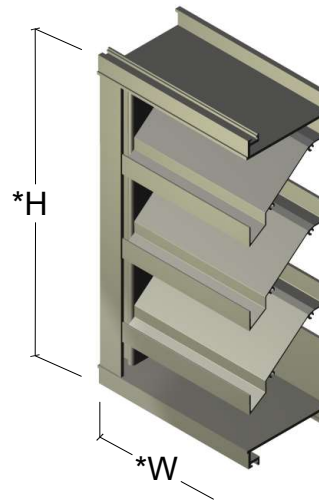
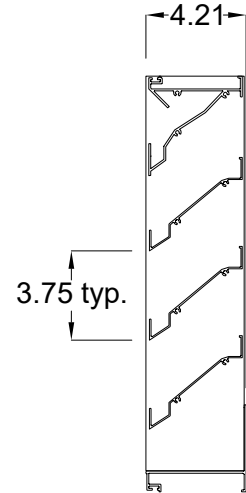
Note: 10' max width

OPTIONS:

- Flanged Frame (1.50" std.), (1" std for shapes R_)
- Custom Flange (1", 2" , or 3"), (1.5", 2", or 3" for shapes R_)
- Glazing Adapter (0.50" or 0.75")
- Extended Sill
- 0.125" Blades
- Insect Screen (Other Screens Available, See Screen Page)
- Filter Racks (no screen)
- Security Bars
- Hinged Sub Frame
- Welded Construction (Wind Load +/- 50 psf)
- Blank-off, Alum., non-insulated, no screen, non-removeable
- Blank-off, Alum., non-insulated, with bird screen or insect screen
- Blank-off, Alum., insulated double wall, with bird screen, removable
- Blank-off, Alum., insulated double wall, no screen, non-removeable

Available Finishes:

- Durable Polyester (AAMA 2604)
- 70% PVDF Fluoropolymer (AAMA 2605)
- Yellow Primer
- Clear Anodize
- Dark Bronze Anodize



*Width and Height dimensions are approximately 1/4" under listed size.

Due to continuing research, United Enertech reserves the right to change specifications without notice.



3005 South Hickory Street
Chattanooga, Tennessee 37407
Tel: (423) 698-7715
Fax: (423) 698-6629
www.unitedenertech.com

MODEL D-HFA-4 (Drainable Blade w/ Jamb Gutters and Downspouts)

DRAWN BY: CLJ	DATE: June 2019	REV. DATE:	REV. NO.	DWG. NO.: A-3b
------------------	--------------------	------------	----------	--------------------------

SUGGESTED SPECIFICATION

Furnish and install louvers as hereinafter specified where shown on plans or as described in schedules. Louvers shall be stationary drainable type with drain gutters in each blade and downspouts in jambs and mullions. Stationary drainable blades shall be contained within a 4.13" frame. Louver components (heads, jambs, sills, blades, and mullions) shall be factory assembled by the louver manufacturer. Louver sizes too large for shipping shall be built up by the contractor from factory assembled louver sections to provide overall sizes required. Louver design shall incorporate structural supports required to withstand a wind load of 30 lbs. Per sq. ft. (equivalent of a 110 mph wind), United Enertech Model D-HFA-4.



United Enertech certifies that the D-HFA-4 shown herein is licensed to bear the AMCA Seal. The ratings shown are based on tests and procedures performed in accordance with AMCA Publication 511 and comply with the requirements of the AMCA Certified Ratings Program. The AMCA certified rating seal applies to air performance ratings and water penetration ratings.

*50 PSF Rating available.

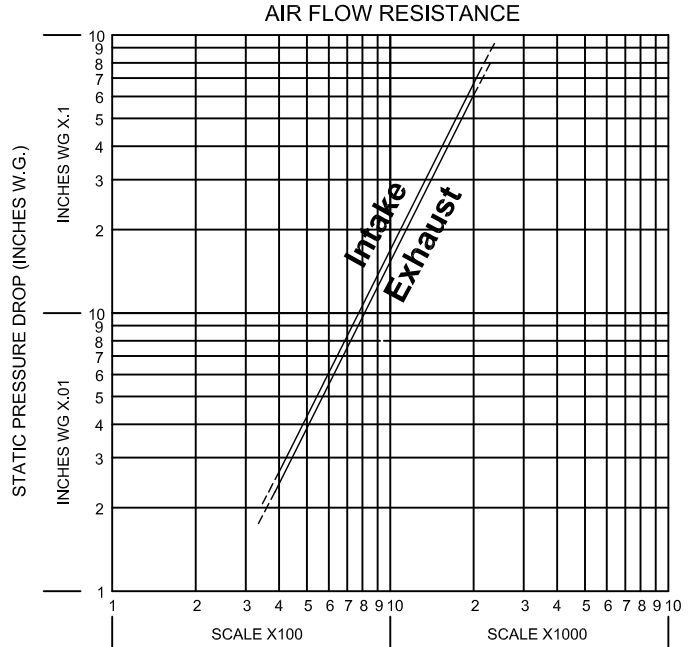
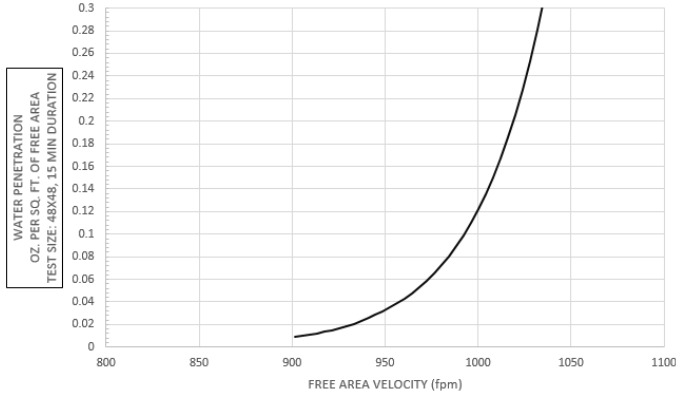
PERFORMANCE DATA

Beginning point of WATER PENETRATION

is

901 fpm

free area velocity at .01 oz. of water penetration



FREE AREA VELOCITY (FT/MIN)

Based on STANDARD AIR- .075 lb. per cubic foot.
Ratings do not include the effects of screen.
Device Setup Fig. 5.5
Test size 48" x 48"

Louver Height Inches	D-HFA-4 FREE AREA IN SQ. FT.																			Louver Height Inches
	Width - Inches																			
	12	18	24	30	36	42	48	54	60	66	72	78	84	90	96	102	108	114	120	
12	0.34	0.55	0.75	0.96	1.17	1.38	1.59	1.79	2.00	2.21	2.42	2.62	2.83	3.04	3.25	3.46	3.66	3.87	4.08	12
18	0.61	0.98	1.35	1.72	2.10	2.47	2.84	3.21	3.59	3.96	4.33	4.70	5.08	5.45	5.82	6.19	6.57	6.94	7.31	18
24	0.83	1.35	1.86	2.37	2.88	3.40	3.91	4.42	4.93	5.45	5.96	6.47	6.98	7.50	8.01	8.52	9.03	9.55	10.06	24
30	1.15	1.86	2.56	3.27	3.98	4.69	5.39	6.10	6.81	7.52	8.22	8.93	9.64	10.35	11.05	11.76	12.47	13.18	13.88	30
36	1.38	2.22	3.07	3.92	4.77	5.61	6.46	7.31	8.16	9.00	9.85	10.70	11.55	12.39	13.24	14.09	14.94	15.78	16.63	36
42	1.62	2.61	3.60	4.60	5.59	6.59	7.58	8.57	9.57	10.56	11.56	12.55	13.55	14.54	15.53	16.53	17.52	18.52	19.51	42
48	1.92	3.10	4.28	5.46	6.64	7.82	9.00	10.18	11.37	12.55	13.73	14.91	16.09	17.27	18.45	19.63	20.81	21.99	23.17	48
54	2.15	3.47	4.79	6.12	7.44	8.76	10.08	11.41	12.73	14.05	15.37	16.70	18.02	19.34	20.66	21.99	23.31	24.63	25.95	54
60	2.47	3.98	5.50	7.02	8.54	10.05	11.57	13.09	14.61	16.12	17.64	19.16	20.68	22.19	23.71	25.23	26.75	28.26	29.78	60
66	2.69	4.35	6.01	7.67	9.32	10.98	12.64	14.30	15.95	17.61	19.27	20.93	22.58	24.24	25.90	27.56	29.21	30.87	32.53	66
72	2.93	4.74	6.54	8.34	10.15	11.95	13.76	15.56	17.37	19.17	20.97	22.78	24.58	26.39	28.19	29.99	31.80	33.60	35.41	72
78	3.24	5.23	7.22	9.22	11.21	13.20	15.19	17.19	19.18	21.17	23.16	25.16	27.15	29.14	31.13	33.13	35.12	37.11	39.10	78
84	3.47	5.60	7.73	9.86	12.00	14.13	16.26	18.39	20.53	22.66	24.79	26.92	29.06	31.19	33.32	35.45	37.59	39.72	41.85	84
90	3.78	6.11	8.44	10.76	13.09	15.42	17.75	20.07	22.40	24.73	27.06	29.38	31.71							90
96	4.01	6.48	8.94	11.41	13.88	16.35	18.81	21.28	23.75	26.22	28.68	31.15	33.62							96
102	4.25	6.86	9.48	12.09	14.70	17.32	19.93	22.55	25.16	27.78	30.39	33.00	35.62							102
108	4.55	7.36	10.16	12.96	15.76	18.57	21.37	24.17	26.97	29.78	32.58	35.38	38.18							108
114	4.78	7.72	10.67	13.61	16.55	19.49	22.44	25.38	28.32	31.26	34.21	37.15	40.09							114
120	5.10	8.24	11.37	14.51	17.65	20.79	23.92	27.06	30.20	33.34	36.47	39.61	42.75							120